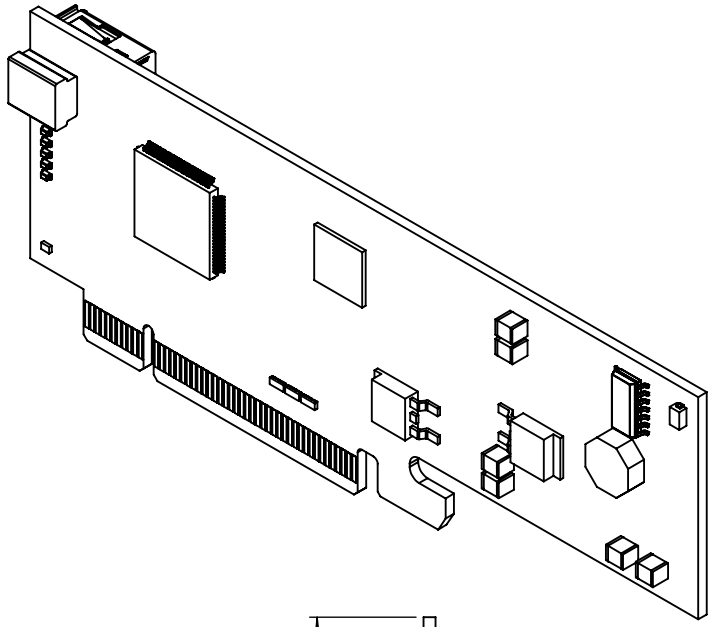

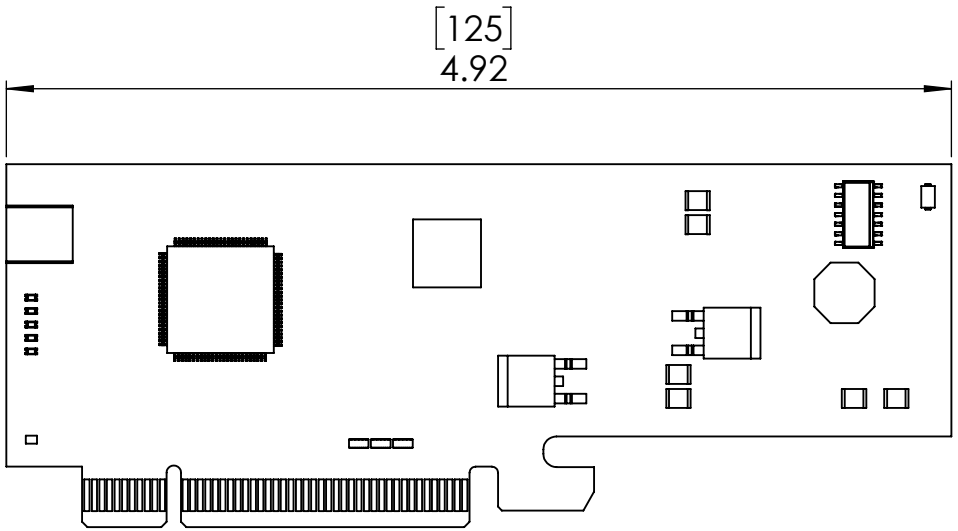

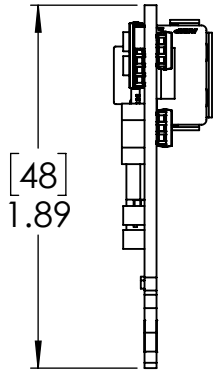

- Reference 3D CAD for additional dimensions.

		UNLESS OTHERWISE SPECIFIED:		NAME	DATE
		DIMENSIONS ARE IN INCHES [mm]	DRAWN	JTD	12/2/2015
		TOLERANCES: ANGLE: MACH ± 0.5° BEND ±0.5° FRACTIONAL: ±1/32" TWO PLACE DECIMAL: ±0.01" THREE PLACE DECIMAL: ±0.005" FOUR PLACE DECIMAL : ±0.0005"	CHECKED	JTD	12/2/2015
			ENG APPR.		
			MFG APPR.		
		INTERPRET GEOMETRIC TOLERANCING PER:	Q.A.		
		MATERIAL	COMMENTS:		
NEXT ASSY	USED ON	FINISH			
APPLICATION		DO NOT SCALE DRAWING			

∴ ACRONAME INC.

TITLE:

MTM Software Controlled USB Hub

SIZE	DWG. NO.	REV	VER
A	S62-MTM-IO-SERIAL	E	1.0.1
SCALE: 1:1	WEIGHT:	SHEET 1 OF 1	

PROPRIETARY AND CONFIDENTIAL

THE INFORMATION CONTAINED IN THIS DRAWING IS THE SOLE PROPERTY OF ACRONAME. ANY REPRODUCTION IN PART OR AS A WHOLE WITHOUT THE WRITTEN PERMISSION OF ACRONAME IS PROHIBITED.

5 4 3 2 1